

Zmartic Fonder AB

Zmart Alfa

Strategy Description

Zmart Alfa is a market-neutral hedge fund that invests at least 90% of its capital in equities and equity-related financial instruments. The fund strives to generate positive returns regardless of market conditions, aiming to return 4-8% annually net of fees. The gross market exposure of Zmart Alfa's market neutral portfolio does not exceed 200% of the fund's net asset value.

General Information

NHX Category	Equities
NHX Country	Sweden
Legal Structure	UCITS
Fund Domicile	Sweden
Minimum Investment	10,000 SEK
AUM	-
Highwater Mark	Yes
Inception Date	Mar 2015
Management Fee	1%
Performance Fee	20%

Company Information

Company	Zmartic Fonder AB
Principal	Anders Lekholm
Address	Sveavägen 151 Stockholm, 113 46
Phone	08-511 611 40
Email	info@zmarticfonder.se



Monthly Performance

	JAN	FEB	MAR	APR	MAY	JUN	JUL	AUG	SEP	OCT	NOV	DEC	Year
2017	0.53	0.61	-1.80	1.83	1.79	-0.08	-0.88						1.96
2016	-2.73	2.27	1.79	-0.39	0.50	0.73	2.82	1.17	1.15	-0.10	0.34	0.21	7.92
2015			0.34	1.62	-0.02	-1.45	0.72	-0.59	-1.38	0.26	2.24	2.15	3.88

There is a substantial risk of loss in trading commodity futures, equities, options and off-exchange foreign currency products. Past performance is not indicative of future results.



HEDGENORDIC INDUSTRY REPORTS

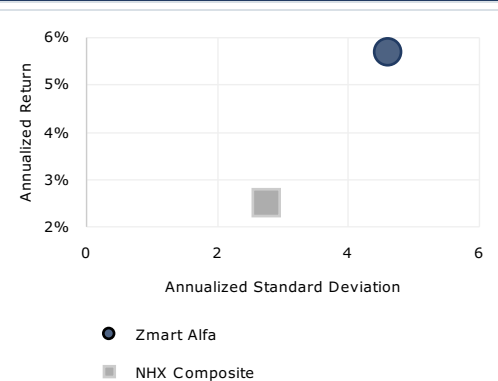
Return Statistics

Last Month	-0.08
3 Month ROR	0.81
Year To Date	1.96
12 Month ROR	4.81
36 Month ROR	-
Compound ROR	5.69
Winning Months (%)	65.52
Average Winning Month	1.21
Average Losing Month	-0.94
Total Return	14.31

Risk Statistics

Sharpe Ratio	1.22
Sortino Ratio	2.16
Sterling Ratio	0.49
Calmar Ratio	2.08
Skewness	-0.40
Kurtosis	-0.08
Maximum Drawdown	-2.73
Correlation vs S&P 500	0.44
Average Losing Month	-0.94
Standard Deviation (monthly)	1.33
Downside Deviation	0.74

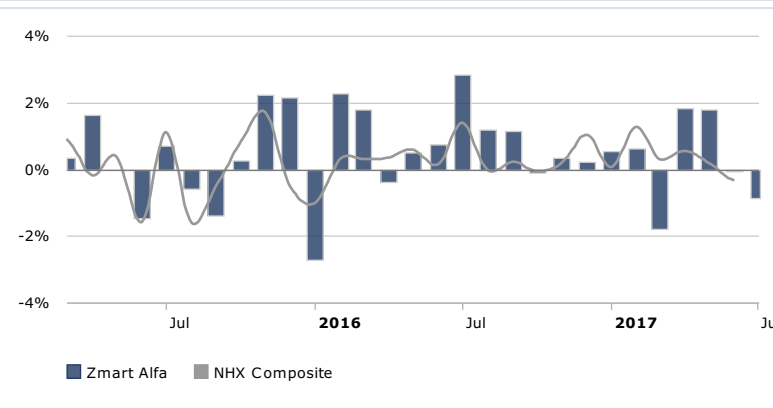
Risk/Return Chart



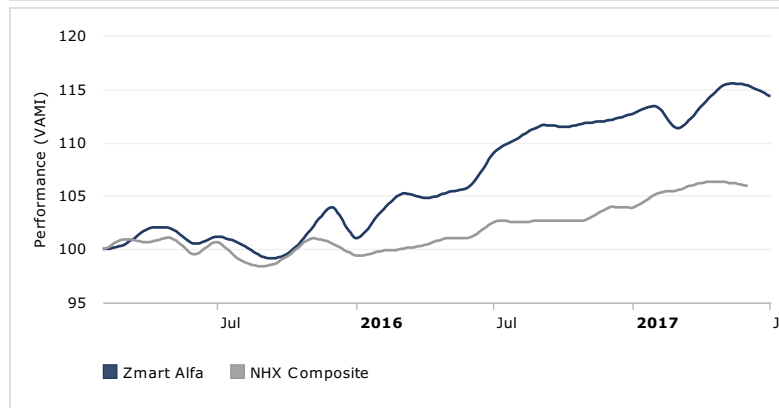
Nordic Hedge Fund Industry Report

2015

Monthly Returns

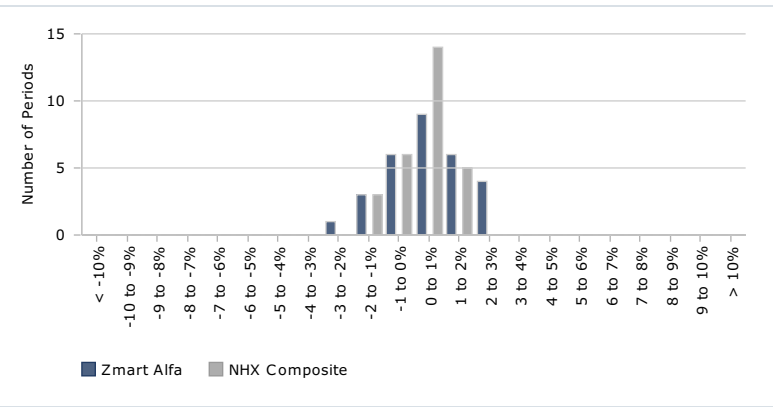


Performance (VAMI)

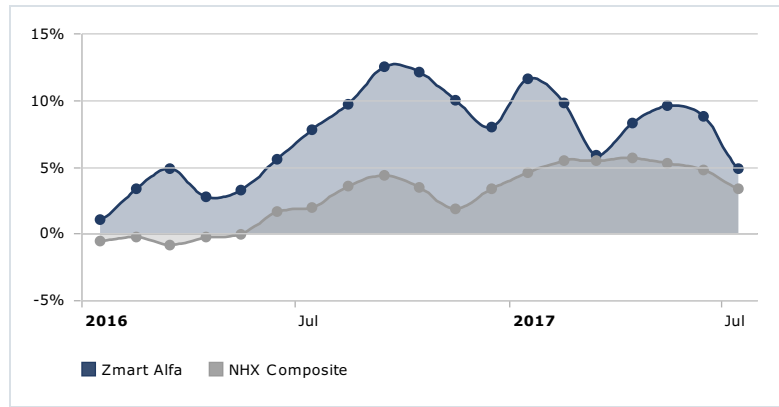


Manager Bio

Distribution of Monthly Returns



12 Month Rolling ROR



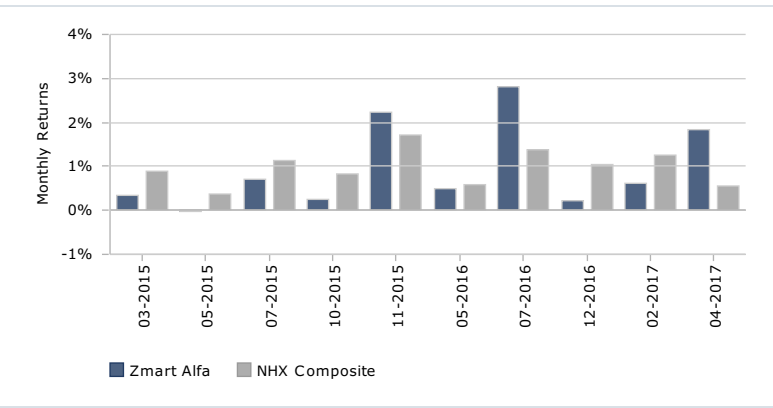
Drawdown Report

No.	Depth (%)	Length (Months)	Recovery (Months)	Start date	End date
1	-2.73	1	2	01/2016	03/2016
2	-2.71	5	3	05/2015	12/2015
3	-1.80	1	2	03/2017	05/2017
4	-0.96	2	0	06/2017	07/2017
5	-0.39	1	1	04/2016	05/2016

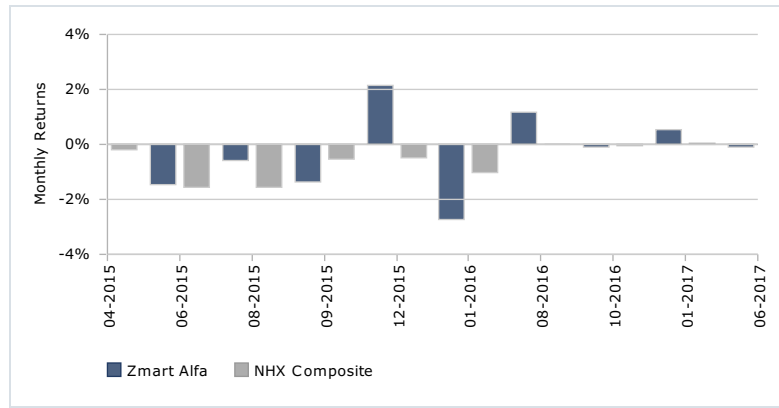
Return Report

Period	Best	Worst	Average	Median	Last	Winning %
1 Month	2.82	-2.73	0.47	0.50	-0.88	65.52
3 Months	5.22	-1.71	1.50	1.36	0.81	81.48
6 Months	7.93	-2.45	3.08	3.02	1.43	79.17
1 Year	12.50	2.75	7.68	8.07	4.81	100.00
2 Years	14.79	10.97	12.75	13.09	12.96	100.00
3 Years	-	-	-	-	-	-
5 Years	-	-	-	-	-	-

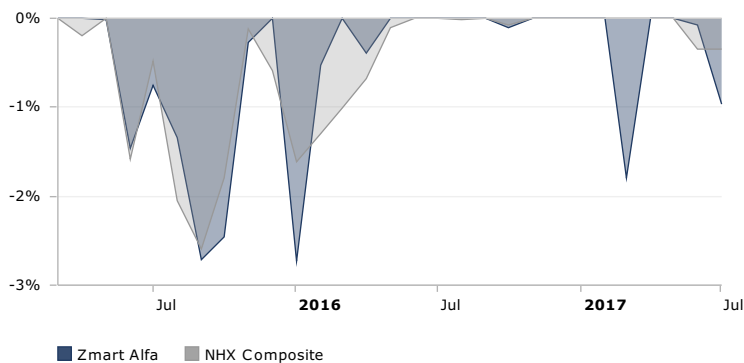
Up Capture vs. NHX Composite



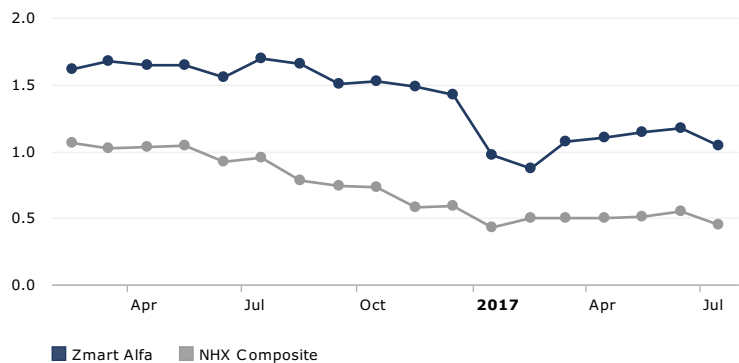
Down Capture vs. NHX Composite



Drawdown



Volatility (12 Months Rolling)



Time Window Analysis

	1 Month	3 Months	6 Months	1 Year	2 Years	3 Years
Average ROR	0.46	1.48	3.04	7.64	12.74	-
% Positive	65.52	81.48	79.17	100.00	100.00	-
Avg. Pos. Period	1.21	2.10	4.11	7.68	12.75	-
Avg. Neg. Period	-0.94	-1.15	-0.84	-	-	-
Sharpe	1.22	2.75	3.80	8.60	30.65	-
Sortino	2.16	9.87	18.94	0.00	0.00	-
Std. Deviation	1.33	1.89	2.81	3.10	1.44	-
Down. Deviation	0.74	0.52	0.56	0.00	0.00	-

ALL DATA INCLUDING PERFORMANCE NUMBERS HAVE BEEN SUPPLIED BY THE RESPECTIVE MANAGERS AND FUND. HEDGENORDIC IN NO WAY GUARANTEES THE ACCURACY OF THESE NUMBERS AND HAS SUPPLIED THEM TO YOU FOR INFORMATION PURPOSES ONLY. THIS DOES NOT CONSTITUTE A SOLICITATION TO BUY OR AN OFFER TO SELL. NO INVESTMENT SHOULD BE MADE WITHOUT FULLY REVIEWING THE ASSOCIATED RISK FACTORS, FEES AND CONFLICTS OF INTEREST AS OUTLINED IN EACH FUNDS S RISK DISCLOSURE DOCUMENT. THERE MAY BE FUNDS WHO HAVE CHOSEN NOT TO BE LISTED IN THE HEDGENORDIC DATABASE AND NHX THAT MAY HAVE BETTER OR WORSE PERFORMANCE THAN THOSE IN OUR DATABASE.

THE RISK OF LOSS IN INVESTING IN HEDGEFUNDS CAN BE SUBSTANTIAL. YOU SHOULD THEREFORE CAREFULLY CONSIDER WHETHER SUCH TRADING IS SUITABLE FOR YOU IN LIGHT OF YOUR FINANCIAL CONDITION. PAST RESULTS ARE NOT NECESSARILY INDICATIVE OF FUTURE RESULTS. TRADE ONLY WITH RISK CAPITAL. SALES RESTRICTIONS MAY APPLY IN YOUR JURISDICTION.